

SWL 300kg

SlingBar is a series of slingbars that can be used in combination with mobile or stationary lifts that are approved by Handicare. These slingbars have been designed for use with correctly fitted slings for lifting patients. They are available in three different sizes.

SystemRoMedic includes a wide range of functional, comfortable, high-quality slings that can be adapted for different types of lifting and for patients with different needs. The slings are available in several different materials and in sizes from XXS to XXL. All models are safe and very easy to use and are rated for lifting patients weighing up to 300 kg. The choice of model and material depends on the patient's needs and the transfer situation.



## Functional inspection

### Visual inspection

Check the condition and function of the product regularly. Check to ensure that material are free from damage. Check to ensure that fabric is not worn or faded. If there are signs of wear, the product must be discarded.



## Always read the manual

Always read the manuals for all assistive devices used during a transfer.

Keep the manual where it is accessible to users of the product.

Do not leave the patient unattended during a transfer situation.

To prevent discomfort and the risk of the patient sliding out of the sling, trial fit the sling carefully. First, apply the sling's back loops to the slingbar, and then apply the leg support loops. Use a slingbar that has been tested.

The lowest allowable safe working load always determines the safe working load of the assembled system. Always check the safe working loads for the lift and accessories before use. Contact your dealer if you have any questions.

## SlingBar Product Description

The RoMedic SlingBar is made of aluminium.

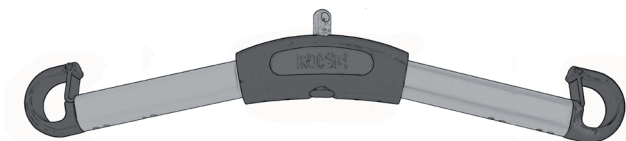
SlingBars are used in combination with mobile or stationary lifts that are approved by Handicare. Lift hooks are equipped with safety latches.



SlingBar S is 35cm wide and is appropriate for children, slim patients, and for gait training.



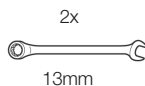
SlingBar M is 45cm wide and is appropriate for most types of transfers.



SlingBar L is 60cm wide and is appropriate for patients who require more space in the sling. These may include patients who are sensitive to pressure, broad-shouldered or obese.

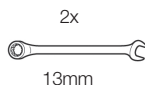
### Installation of SlingBar on mobile lifts:

- 1 x 90000038 (Screw M8x50)
- 1 x 90000026 (Nut M8)
- 1 x 90000039 (Sleeve 10/8x38)
- 2 x 90000124 (Washer for Cover cap M10)
- 2 x 90000014 (Cover cap M10)



### Installation of SlingBar on stationary lift units:

- 1 x 90000038 (Screw M8x50)
- 1 x 90000026 (Nut M8)
- 1 x 90000039 (Sleeve 10/8x38)
- 2 x 90000124 (Washer for Cover cap M10)
- 2 x 90000014 (Cover cap M10)



## Safe working load

Different products on the same lift system (lift unit, slingbar, sling, scales and other lifting accessories) may have different allowable safe working loads. The lowest allowable safe working load always determines the safe working load of the assembled system. Always check the safe working loads for the lift and accessories before use. Contact your dealer if you have any questions.

## Cleaning

When necessary, clean the slingbar using warm water or rubbing alcohol. Do not use cleaning agents containing phenol or chlorine, as this may damage the material.

Contact your local distributor if you have any questions about the product and its use. See [www.handicare.com](http://www.handicare.com) for a complete list of distributors. Always make sure that you have the right version of the manual. The most recent editions of manuals are available for downloading from our website, [www.handicare.com](http://www.handicare.com).

Handicare AB

Veddestav. 15. Box 640 Tel: +46 (0)8 -557 62 200

SE-175 27 Järfälla Fax: +46 (0)8-557 62 299

SWEDEN

Internet: [www.handicare.com](http://www.handicare.com)

E-mail: [info@handicare.se](mailto:info@handicare.se)

